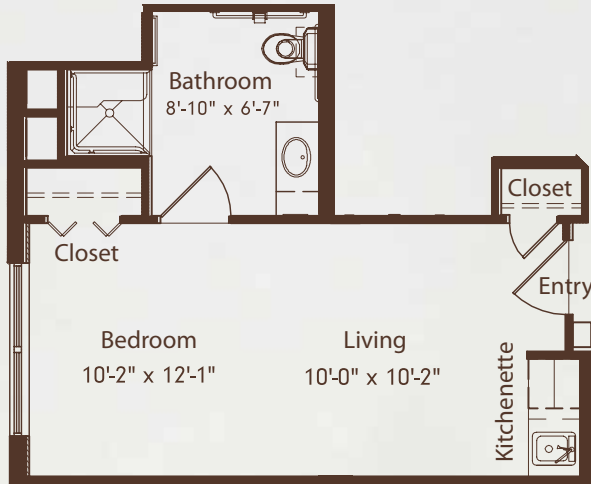


Assisted Living

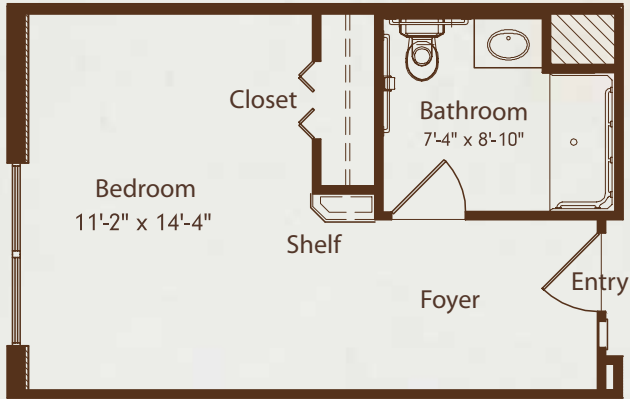
Our community presents a just-like-home atmosphere, emphasizing the most important component of living arrangements - safety. Our community is designed specifically for those with assisted living needs, providing not only an uncomplicated and easy-to-manuever physical floor plan with cozy décor, but also a safe haven. All residences are strategically designed for comfort, and can be personalized with items that are familiar and comforting.



KIPLING | Suite | 345 Sq. Ft.



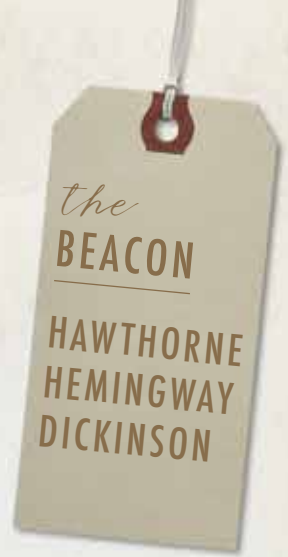
ELIOT | Studio | 345 Sq. Ft.



EMERSON | Studio | 345 Sq. Ft.



Assisted Living

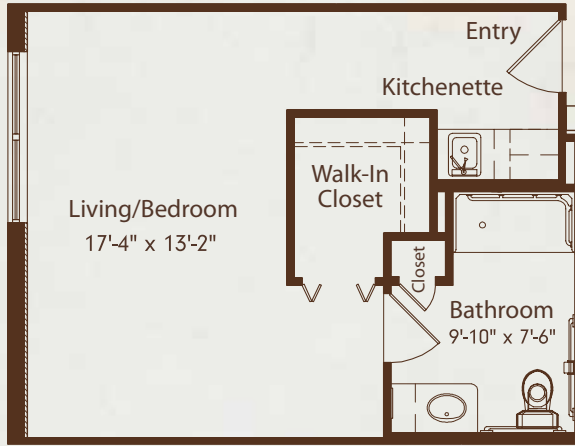


Our community presents a just-like-home atmosphere, emphasizing the most important component of living arrangements - safety. Our community is designed specifically for those with assisted living needs, providing not only an uncomplicated and easy-to-manuever physical floor plan with cozy décor, but also a safe haven for your loved one. All residences are strategically designed for comfort, and can be personalized with items that are familiar and comforting.

HAWTHORNE | Suite | 612 Sq. Ft.



HEMINGWAY | Suite | 468 Sq. Ft.



DICKINSON | Suite | 420 Sq. Ft.

